

QUARTERLY PHYSICAL REPORT OF OPERATION




As of March 31, 2015

Department : STATE UNIVERSITIES AND COLLEGES
 Agency : NORTHWESTERN MINDANAO STATE COLLEGE OF SCIENCE AND TECHNOLOGY
 Operating Unit : 04
 Organization : 08 095 00 00000

x	Current Year Appropriations
	Supplemental Appropriations
	Continuing Appropriations
	Off-Budget Account

Particulars	UACS CODE	Physical Targets					Physical Accomplishments					Variance as of September 30,	Remarks
		1st Quarter	2nd Quarter	3rd Quarter	4th Quarter	Total	1st Quarter	2nd Quarter	3rd Quarter	4th Quarter	Total		
1	2	3	4	5	6	7=(3+4+5+6)	8	9	10	11	12=(8+9+10+11)	13=(12-7)	14
Part A													
I. Operations	3 00 00 0000												
MFO 1: HIGHER EDUCATION SERVICES	3 08 00 0803												
a. Total Number of Graduates		264	2	3		269	306						
b. % of total graduates that are in priority courses		92.05% (243/264)				92.05% (243/264)	87.58% (268/306)						
c. Average passing % of licensure exams by the SUC graduates/national average % passing across all disciplines covered by the SUC					1.62 (53/32.71)	1.62 (53/32.71)	N/A						
d. % of programs accredited at: Level 1, 2, 3, and 4		33.33% (2/6)			16.67% (1/6)	50% (3/6)	50% (3/6)						
e. % of graduates who finished academic program according to the prescribed timeframe		92.80% (245/264)				92.80% (245/264)	94.04% (268/285)						
MFO 3: RESEARCH SERVICES	3 13 00 1300												
a. Number of research studies completed		4	4	4	4	16	6						
b. % of research outputs presented in local, national, regional, national, and international fora		75% (3/4)	75% (3/4)	75% (3/4)	75% (3/4)	75% (12/16)	150% (6/4)						
c. % of research projects completed within the original project timeframe		100% (4/4)	100% (4/4)	100% (4/4)	100% (4/4)	100% (16/16)	150% (6/4)						

MFO 4: TECHNICAL ADVISORY EXTENSION SERVICES	3 14 00 1400												
a. Number of persons trained weighted by the length of training		50	50	50	50	200	40						
b. Number of persons provided with technical advice		25	25	50	50	150	20						
c. % of trainees who rate the training course as good or better		80% (40/50)	80% (40/50)	80% (40/50)	80% (40/50)	80% (160/200)	90% (45/50)						
d. % of clients who rate the advisory as services as good or better		80% (20/25)	80% (20/25)	80% (40/50)	80% (40/50)	80% (120/150)	80% (20/25)						
e. % of requests for training responded to within three days of requests		75% (3/4)	75% (3/4)	75% (3/4)	75% (3/4)	75% (12/16)	75% (3/4)						
f. % of requests for technical advice that are responded to within three days		75% (3/4)	75% (3/4)	75% (3/4)	75% (3/4)	75% (12/16)	75% (3/4)						
g. % of persons who receive training or advisory services who rate timeliness of service as good or better		80% (60/75)	80% (60/75)	80% (60/75)	80% (60/75)	80% (240/300)	80% (60/75)						

Prepared by:  RICHLY A. TAGBACAULA Planning Officer-Designate	Noted:  ARLENE J. MATALINES Budget Officer III	Approved:  JENNIFER WEE-TAN, DPA SUC President
---	--	---